


Clery Annual Security Report 2016



Fullerton College

FULLERTON COLLEGE

CLERY ANNUAL SECURITY REPORT 2016

Board of Trustees

Dr. Barbara Dunsheath, President
Molly McClanahan, Vice President

Jacqueline Rodarte, Secretary
Leonard L. Lahtinen, Member
Stephen T. Blount, Member
Jeffrey P. Brown, Member
M. Tony Ontiveros, Member

Scott Begneski, Student Trustee, Fullerton College
Tanya Washington, Student Trustee, Cypress College

North Orange County Community College District Administration

Cheryl A. Marshall, Ed.D., Chancellor
Irma Ramos, Vice Chancellor for Human Resources
Fred Williams, Vice Chancellor for Finance and Facilities
W. Cherry Li-Bugg, Ph.D., Vice Chancellor for Educational Services and Technology
Deborah Ludford, District Director for Information Services
Kai Stearns Moore, District Director for Public Affairs

Fullerton College Administration

Greg Schultz, Ed.D., President
Gilbert Contreras, Ph.D., Vice President of Student Services
José Ramón Núñez, Ph.D., Vice President of Instruction
Rodrigo Garcia, CPA, Interim Vice President of Administrative Services

MESSAGE FROM THE DIRECTOR OF CAMPUS SAFETY

The information provided in the Annual Security Report is a requirement of the Jeanne Clery Disclosure of Campus Security Policy and Crime Statistic Act. The overall goal is to inform and educate the full campus community about safety. This includes steps each one of us can take to ensure our own personal safety. I invite and encourage the full campus community to read the information in this report and practice suggestions for your own personal safety. You can find the report at <http://campussafety.fullcoll.edu> Click on the Annual Security Report.

Fullerton College has a long history of providing a safe and secure learning environment for staff, students and visitors. We are a very diverse campus community with varied interest. When you visit the campus, you will see people enjoying the many activities this campus offers. It may range from a science fair, debate contest, theater event or a competitive sporting event. The activities are wide-ranging and enrich the educational experiences of our active students and our staff. Behind each activity is the planning and hard work of our Campus Safety Department. Campus Safety officers are on campus twenty four hours a day, seven days a week to provide support services to anyone on campus. Please feel free to call us at 714-992-7080, extension 0 if you need assistance.

Fullerton College has low incidents of crime on campus. Part of that is due to the continued vigilance of staff, students and visitors. We also enjoy a great professional relationship with Fullerton Police Department who will respond promptly to any crime on campus. In closing, it is helpful to remember one of our core values, “We value the well-being of our campus community.”

Sincerely,

Steven Selby
Director of Campus Safety

FULLERTON COLLEGE
2016 CLERY ANNUAL SECURITY REPORT
CONTENTS

Purpose of Clery Annual Security Report	1
Fullerton College Campus Safety Department	1
Services Provided.....	2
Law Enforcement Authority and Interagency Cooperation	2
Access to Campus Buildings and Facilities	3
Safety of College Property	3
Emergency Notification & Timely Warning Notice	3
Emergency Preparedness	5
Clery Act Crime Statistics	6
Crime Reporting Procedures	7
Emergency Procedures	7
Addressing Disruptive Student Behavior.....	7
Responding to Disruptive or Threatening Behavior.....	7
General Emergency Procedures for Fire, Power Failure, Bomb Threat, or Earthquake	8
Evacuation	9
Evacuation of Disabled Persons	10
Power Outage	11
Bomb Threat	11
Explosion	12
Fire	12
Earthquake	13
Weapons and Dangerous Objects	14
Hazardous Materials	14
Chemicals and Solvents	15
Radioactive Material Spills	15
Active Shooter Emergency Plan	17
Communications.....	17
Planning and Preparation.....	17
Response.....	18
General Safety Concerns.....	18
Shelter-In-Place or Lockdown Guidelines.....	18
Active Shooter Situations.....	19
Substance Abuse, Drugs, and Alcoholic Beverages	19
Sexual Assault Information	19
Sexual Misconduct, Violence Against Women Act (VAWA)	21
Definitions.....	22
Sexual Assaults.....	22
Consent.....	23
Prevention.....	23
Title IX Training.....	24
Assistance to Victims.....	24
Discipline Procedure	24
Weapons Prohibited on Campus	25
Convicted Sexual Offender Registration Laws	26
Campus Map - Location of Emergency Phones	27
Campus Map - Evacuation Areas	28
Campus Map	29

Purpose of the Clery Annual Security Report for 2016

The Clery Act requires colleges and universities to do the following:

- Publish an annual report every year that contains three years of campus crime statistics and certain campus security policy statements.
- Publish crime statistics for the campus and remote classrooms. The statistics must be gathered from campus police or security, local law enforcement and other university officials having significant responsibility for student and campus activity.
- Publish timely warning notices where crimes have occurred on or near campus that, in the judgment of the Campus Safety Department, constitute an ongoing or continuing threat to the members of the campus community.

The Campus Safety Department is responsible for preparing the annual report. The Campus Safety Department works with the Fullerton Police Department to gather crime statistics that are part of this report. The campus community is encouraged to use this report as a guide for safe practices on the campus. The report is available on the Fullerton College Campus Safety Department web site. Anyone desiring a printed copy of this report can contact the Campus Safety Department, 321 East Chapman Ave., Fullerton, California 92832, 714-992-7080, ext. 0.

Fullerton College Campus Safety Department

The mission of the Campus Safety Department is to provide a safe and secure environment for the District's students, employees and visitors, to provide for the protection of District property against theft and vandalism and to increase awareness through appropriate crime prevention programs.

The Campus Safety Department will employ community oriented security principles, problem solving techniques and other appropriate methods that will fit within and contribute to the educational philosophy and processes of the District. Campus Safety officers are responsible for

providing the safest possible environment within the scope of their authority, training, job duties and abilities.

Services provided by the Campus Safety Department:

- Responding to medical emergencies
- Provide access to campus buildings and facilities
- Manage lost and found property
- Provide escort service to staff, students and visitors
- Assist in starting vehicles through a jump-start service
- Provide unlock service for individuals who locked themselves out of their vehicle
- Provide direction and general service to staff, students and visitors
- Complete incident reports on crime incidents, unusual activities and violation of board policy
- General safety services
- Summoning outside emergency services to mitigate dangerous situations on campus

Law Enforcement Authority and Interagency Cooperation

Campus Safety officers are not sworn peace officers. Campus Safety officers enforce parking regulations and college regulations and board policy. Campus Safety officers complete incident reports on crime incidents and violation of college regulations or board policy.

Fullerton College has a Memorandum of Understanding (MOU) with the Fullerton Police Department to handle crime related reporting and investigations on the Fullerton College campus.

Fullerton Police Department should be notified immediately of any armed combatants on campus. Fullerton Police Department can be reached at 714-738-6800 or by dialing 911. After Fullerton Police Department is notified, then notify the Campus Safety Department at 714-992-7777.

Access to Campus Buildings and Facilities

Most campus buildings are open from 6:30 AM to 10:30 PM, Monday through Friday. On weekends, buildings are opened based on scheduled use or special events. All Fullerton College staff and students have been issued identification cards. Campus Safety personnel may ask you to produce your identification if there is a question about authorization to be in a building.

Staff members, who require access to buildings during off-hours, should contact Campus Safety for access and notification. Some campus rooms may be protected by intrusion alarms. Staff should notify Campus Safety Department before entering those areas. Campus Safety Department will unlock areas designated by the room reservation schedule.

Safety of College Property

No district property may be removed from the campus without expressed written permission from the division dean or area supervisor. Unauthorized removal of district property, from the campus, is a violation of the law and the involved individual may be prosecuted by the district.

Emergency Notification and Timely Warning Notice

Emergency Notification is made to the campus community upon confirmation of a significant emergency or dangerous situation involving an immediate threat to the health and safety to staff or students. Some examples may include earthquakes, terrorist incident, explosion, extreme weather conditions or hazardous material incident.

Timely Warning is a warning of certain Clery reported crimes that are a continuous and ongoing threat to the campus community. The intent of the warning is to enable members of the campus community to protect themselves.

In the case of a serious or ongoing threat to any campus community of the North Orange County Community College District, as approved by a designated District/campus authority and in accordance with the Jeanne Clery Disclosure of Campus Security and Campus Crime Statistics Act, a “timely warning” or “emergency notification” will be prepared and distributed to students, staff, and faculty, without delay. These alerts may be used to seek information that could lead to arrest and conviction of an offender when violent crime against persons or substantial property crime has been reported.

The information may be disseminated in various forms, including one or more of the following: MyGateway, email, text messages, web and social media postings, warning flyers, phone alerts and PA announcements.

Every attempt will be made to distribute the timely warning or emergency notification within a reasonable amount of time after the incident is reported to the District/campus; however, the release is subject to the availability of accurate and confirmed facts concerning the incident and investigation restraints.

Anyone with information warranting a timely warning or emergency notification should report the circumstances to the Campus Safety Office or to other appropriate campus authority. When a determination has been made that a timely warning/emergency notification should be issued, Campus Safety, the Campus Public Information Officer and other appropriate District/campus administrators will work collaboratively to ascertain methods of informing the campus community of the incident and to craft an official message. A release will typically include the following information, if known:

- A succinct statement of the incident.
- Any connection to previous incidents.
- The nature and severity of the threat.
- Location of the incident and persons who might be affected.
- Physical description or composition drawing of a suspect, if appropriate.
- Date and time the alert was released.
- Other appropriate safety steps/tips.

The authority for the insurance of a timely warning or emergency notification rests with the following authorized administrators only.

- The Campus/District PIO.
- CEO (President/PROVOST/Chancellor/designee).
- Campus Safety Office.

Ideally, before a message goes out, several top-level administrators will have been consulted, including the campus President/Provost, Campus Safety Director, with the District/Campus PIO actually crafting the message and sending it out. (Other staff may also be consulted as the need arises.) In cases where immediate action needs to be taken, though, any authorized administrator may act independently.

NOTE: If a Timely Warning or Emergency Notification is released, the campus administrator responsible for the message must make sure to send a copy to the District Director of Public Affairs, who will be responsible for relating the appropriate information to the Chancellor and Board of Trustees, and all other PIO's.

Emergency Preparedness

The Campus Safety Department plays a central role in the preparation and management of campus emergency preparedness. The Campus Safety Department coordinates the training of all Building and Floor Evacuation Marshals. The Campus Safety Department coordinates mock evacuation drills of the entire campus. The Campus Safety Department manages the emergency radio system on campus. Members of the Campus Safety Department participate in the college's Emergency Operations Center which is guided by National Incident Management System (NIMS) and the Standardized Emergency Management System (SEMS) protocol.

Clery Act Crime Statistics

CRIMES	2013 On Campus	2013 Public Property	2014 On Campus	2014 Public Property	2015 On Campus	2015 Public Property
Murder/Non-negligent manslaughter	0	0	0	0	0	0
Negligent Manslaughter	0	0	0	0	0	0
Forcible sex offenses	0	0	--	--	0	0
Rape	0	0	0	0	0	0
Fondling	0	0	0	1	0	0
Non-forcible sex offenses	0	0	--	--	0	0
Arson	0	0	0	0	0	0
Robbery	0	0	0	0	0	1
Aggravated Assault	3	0	2	0	0	0
Burglary	5	0	1	0	4	0
Motor Vehicle Theft	1	1	3	0	2	0
Domestic Violence	2	0	0	0	1	0
Dating Violence	0	0	0	0	0	0
Sexual Assault	1	0	0	0	2	0
Stalking	0	0	0	0	2	0
SPECIAL CATEGORY ARREST	2013 On Campus	2013 Public Property	2014 On Campus	2014 Public Property	2015 On Campus	2015 Public Property
Weapons Possession	1	0	0	1	0	1
Drug Abuse Violation	4	0	0	5	3	0
Liquor Laws	0	0	0	0	0	0
Hate Crimes	0	0	0	1	0	0
ARRESTS AND DISCIPLINARY REFERRALS	2013 On Campus	2013 Public Property	2014 On Campus	2014 Public Property	2015 On Campus	2015 Public Property
Violation of Weapons	1	0	0	0	0	0
Violation of Drugs	3	0	2	0	5	0
Violation of Liquor Laws	1	0	3	0	0	0

There were no reported Hate Crimes.

Crime Reporting Procedures (Policy Statement)

Campus safety is everyone's responsibility at Fullerton College. Students, faculty, staff and visitors are partners in creating an atmosphere that is safe and conducive to learning. Emergency call boxes are located throughout campus and will connect the caller directly to Campus Safety. (Map of locations of emergency phones is located on page 27). Reporting of a crime can also be accomplished by contacting Fullerton Police Department. The Fullerton Police Department is located at: 237 West Commonwealth Fullerton, CA 92832, 714- 738-6800. Fullerton College has an MOU with Fullerton Police Department to investigate all crimes on campus.

Emergency Procedures

Addressing Disruptive Student Behavior

These emergency procedures are intended for use in acute situations. Acute situations are severe, intense and sudden. On the other hand, chronic situations are continuous, over a period of time and should be dealt with according to the NOCCCD Policy, AP 55003.1.1 for students.

Responding to Disruptive or Threatening Behavior

Dealing with individuals who are upset, angry or appear to be under the influence of drugs or alcohol can be a frustrating or even frightening experience. Such behavior may disrupt normal work activities and cause those responding to feel defensive or threatened. The following information will help you respond to such incidents:

- Call Campus Safety at 714-992-7777. For life threatening situations call 911.
- Do not attempt to intervene physically or deal with the situation yourself. It is critical that Campus Safety take care of any disruptive or threatening incident.
- Do not aggravate, annoy or approach the individual. Try to stabilize the individual by speaking in a low and calm non-threatening voice.
- Maintain a safe distance; do not turn your back.
- Leave the room or leave the area if the situation escalates. Get yourself and others to safety as quickly as possible.
- Unless you are physically attacked, do not touch the individual.

General Emergency Procedures for Fire, Power Failure, Bomb Threat, or Earthquake

In the event of a major emergency on campus, the Incident Command Center (ICC) will be activated at the Campus Safety Office located in the 1500 building, phone (714) 992-7777 or Ext. 27777. The Officer-In-Charge of Campus Safety will assume command.

Notifications:

1. Call Campus Safety to identify emergency.
2. For fire, pull fire alarm.
3. Campus Safety will initiate emergency notifications to administrative staff and outside agencies.
4. Alert Campus Safety to aid in evacuation of physically disabled persons.
5. Staff and/or Campus Safety will evaluate the situation and take appropriate steps to insure a safe and timely evacuation.
 - Fire: Identify a safe exit route and exit building.
 - Bomb Threat: Notify Campus Safety and Maintenance and Operations.
 - Power Failure: Notify Campus Safety and await instruction.
 - Earthquake: Remain calm, drop, cover, hold, and prepare to evacuate building.
 - Staff shall instruct students to gather all belongings prior to evacuation, if time permits.
 - If Campus Safety is not available, staff will assess the emergency and, when appropriate, direct people to exits.
6. Campus Safety will work with administrative staff to determine whether classes will be dismissed.
7. Direct people to nearest safe exits and evacuation routes, when appropriate.

When Calling For Help

Fullerton Fire Department: 714-738-6122.

Fullerton Police Department: 714-738-6800.

Police and Fire Department Emergencies: 911.

Campus Safety Department Emergency: 714-992-7777.

1. Give your name.
2. Give the building number and room number or other specific location.
(This is crucial because the emergency dispatcher phone may not necessarily display the same information).
3. Give the phone number from which you are calling, including the extension number.
4. Describe the situation or victim's condition clearly and accurately.
5. **DO NOT HANG UP!** Let the person you are talking to end the conversation; other information may be needed.

FOR POWER OUTAGE CALL CAMPUS SAFETY FIRST.

Evacuation

Some emergencies may require evacuation of the building. In this event:

- Verbal notice or fire bells will be used to sound the evacuation.
- Remain calm and orderly: Walk quickly but do not run. See "Evacuation of Disabled Persons."
- Follow instructions of the Campus Safety or other emergency personnel.
- Seek out and give needed assistance to any disabled persons in the area.
- If time permits, turn off the power to all electrical equipment and close doors.
- Exit using the stairway. Do not use elevators.
- Go to an open, outside area away from the building as identified on evacuation color chart. Keep roadways and walkways clear for emergency vehicles.
- Wait for instructions. Do not reenter the building until instructed to do so by the Campus Safety or other emergency personnel.

Non-ambulatory persons (persons in wheelchairs):

There are many considerations when moving a person in a wheelchair. Wheelchairs have movable parts; some are not designed to withstand the stress of lifting. You may have to remove the chair batteries. Life-support equipment may be attached. Lifting a person with minimal ability to move may be dangerous to their wellbeing. Always consult with the person in the chair regarding:

- The number of people necessary for assistance.
- Ways of being removed from the wheelchair.
- Whether a seat cushion or pad should be brought along if he/she is removed from the chair.
- Whether to extend or bend extremities when lifting because of pain, catheter, leg bags, prosthesis, braces, etc.
- Ability to be carried forward or backward on a flight of stairs.
- The type of assistance necessary after evacuation.

Evacuation of Disabled Persons

Visually impaired persons: Tell the person the nature of the emergency and offer to guide him/her to the nearest emergency exit. Have the person take your elbow and escort him/her.

Hearing-impaired persons: To warn an individual, get the person's attention with a gesture or a light tap on the arm or shoulder, and either write a note telling what the emergency is and the nearest evacuation route, or gesture to indicate that the person should come with you. An example of a note: "Fire—go out the back door, turn right and go down, now!"

To warn a group, get the group's attention by flashing the room lights on and off—then gesture to indicate that the group should come with you. If there is a chalkboard on which you can write a note that all can see, use it.

Persons using crutches, canes or walkers: Carrying options include using a two-person, locked-arm position or having the person sit in a sturdy chair, preferably one with arms.

Disabled persons not able to evacuate: Advise the disabled person that you will notify Campus Safety and that an officer will respond to assist him/her with their evaluation.

Power Outage

- Notify Campus Safety, 714- 992-7777 and Facilities, 714- 992-7024.
- If evacuation of the building is required, exit using the stairway. Do not attempt to use elevators. Seek out any disabled persons and provide assistance if possible.
- Laboratory personnel should secure experiments or activities that may present a danger with the electrical power off or when it is restored unexpectedly. Notify the lab supervisor immediately and contact the site administrator if a specific hazard exists. If there are special procedures you wish to have carried out in the event of a future power outage, make prior arrangements with Physical Plant/Facilities or Campus Safety.
- When mechanical ventilation is interrupted, chemical vapors may reach hazardous concentrations. To avoid this, use natural ventilation and clean up or put away chemicals and close containers. If this is not possible, evacuate and prevent persons from entering until power is restored.

If people are trapped in an elevator:

1. Tell the passengers to stay calm and that you will get help.
2. Call Campus Safety, 714-992-7777.

Bomb Threat

If you receive a bomb threat over the telephone, remain calm and ask:

1. When is it going to explode?
2. Where is it right now?
3. What does it look like?
4. What kind of bomb is it?
5. What will cause it to explode?
6. Did you place the bomb? When? Why?
7. Where are you now?
8. What is your name? Phone number? Address?
9. Pay attention for, and take notes about:
 - Exact wording of call.
 - Background sounds/noises.
 - Describe the caller's voice.
 - Did you recognize the voice?

- Describe the language used. Well spoken? Irrational? Foul?
- Your thoughts.

Call Campus Safety, 714-992-7777.

Explosion

In the event of an explosion in the building, employees should take the following actions:

1. Immediately take cover under tables, desks or other such objects which will give protection against flying glass and debris.
2. After the effects of the explosion have subsided, call the Campus Safety, 714-992-7777.
3. If necessary, activate the building alarm system.
4. Evacuate the immediate area of the explosion.
5. Seek and assist injured and disabled persons to evacuate the building. Exit using the stairway. Do not use elevators.
6. Once outside, move at least 150 feet away from the affected building. Keep roadways and walkways clear for emergency vehicles.
7. Wait for further instructions from Campus Safety or other emergency personnel. Do not reenter the building until they instruct you to do so.

Call Campus Safety 714-992-7777 and your site administrator.

You will be given instructions by your site administrator and/or Campus Safety.

In the event you are instructed to evacuate, mentally note anything in your area that appears out of place or suspicious, and report it.

Fire

Know the location of fire extinguishers in your area and how to use them.

Upon discovery of a small fire, call the Fire Department, 714-738-6122.

1. Immediately call Campus Safety, 714-992-7777.
2. If an appropriate fire extinguisher is available, follow the instructions on it, directing it at the base of the flames.
3. Get help, if necessary.

Upon discovery of a large fire, call the Fire Department:

1. Pull emergency alarm and give verbal alarm.
2. Call Campus Safety, 714-992-7777.
3. Evacuate the building, alerting people as you go. Seek and assist any disabled persons in the area. Exit using the stairway. Do not use elevators to evacuate.
4. Make sure all doors leading to the main hallways are closed to prevent further spread of fire. Do not lock doors.
5. Once outside, move to an open area at least 150 feet away from the affected building. Avoid inner courtyards. Keep roadways and walkways clear for emergency vehicles.
6. Wait for further instruction from Campus Safety or emergency personnel. Do not re-enter the building until instructed to do so. If someone's clothes are on fire, have them drop to the floor and roll. Smother the fire with a blanket, rug or heavy coat. Call for help. Administer first aid.

Earthquake

During an earthquake:

1. Drop, cover, and hold on.
2. Stay in the building. Do not evacuate.
3. Take shelter under tables, desks, in doorways and similar places.
4. Keep away from overhead fixtures, windows, filing cabinets and bookcases.
5. Assist any disabled persons in the area and find a safe place for them.
6. If you are outside, stay outside. Move to an open area away from buildings, trees, power lines and roadways.

After an earthquake:

1. Check for injuries; give or seek first aid.
2. Check for safety hazards; fire, electrical, gas leaks, water supply, etc.
3. Do not use telephones and roadways unless necessary. Keep them open for emergency use.
4. Be prepared for aftershocks.
5. Cooperate, keep informed, remain calm and help clean up.

If [evacuation](#) is ordered:

1. Seek out any disabled or injured persons in the area and give assistance, exit using the stairway. Do not use elevators.
2. Beware of falling debris or electrical wires as you exit.
3. Go to an open area away from buildings, trees, power lines and roadways.
4. Wait for further instructions from emergency personnel.

Weapons and Dangerous Objects

- It is a felony to possess any firearm or firearm replica on school grounds.
- It is a misdemeanor to possess any dirk, dagger, razor, Taser or stun gun on school grounds.
- It is a misdemeanor and/or felony to possess, on school grounds, any knife with a blade that either locks into place or has a blade length of or greater than 2 inches.
- It is a misdemeanor to possess any switchblade or gravity activated knife with a blade length of two or more inches.
- Any other weapons are either unlawful or in violation of the **District's Zero Tolerance Policy**.

If a student is found in possession of a weapon(s) or other dangerous object(s):

1. Confiscate the weapon or object if it is safe to do so.
2. Notify Campus Safety 714-992-7777 and wait for their arrival.
3. Retain the confiscated item until the circumstances are investigated by Campus Safety Department.

Hazardous Materials

The following information is provided as a handy source of information needed by people who normally do not work with hazardous materials.

For your safety, remember:

1. Practice safety at all times!
2. Always be cautious with hazardous materials!
3. Always be prepared!
 - Check the labels for information.
 - It pays to know the specific hazards of the chemicals you are handling.
 - If you don't know, ask!
4. **THINK AHEAD! BE READY!**
 - Keep people away— isolate area— call for help (see emergency numbers).
 - Activate safety procedures for injuries.
5. Report anything unusual to Physical Plant/Facilities and Campus Safety immediately!

Examples:

- Containers in bad condition.

- Unusual odors.
 - Leaky containers.
 - Illegible or missing labels.
 - Facility damages.
 - Equipment damages or malfunctions.
6. Handle hazardous material carefully.
 - Pay attention at all times.
 - Be alert to your surroundings.
 - Ignorance and horseplay can cause serious accidents!
 7. Keep your work area clean.
 - Good housekeeping is a continuous job!
 - Always maintain a clean uncluttered work area.
 - Do not walk around in spilled material!

CLEAN UP OF HAZARDOUS MATERIALS SPILLS IS THE RESPONSIBILITY OF TRAINED PERSONNEL.

Chemicals and Solvents

If immediate fire hazard exists or medical assistance is required, call Campus Safety, 714-992-7777. Evacuate area and await assistance.

For spills not involving immediate danger to life or property:

1. Confine the spill.
2. Evacuate the immediate area and limit access.
3. Notify area supervisor.
4. Any spill, which can potentially cause injury to a person or property, must be reported to Campus Safety, 714-992-7777.

Radioactive Material Spills

Call the Fire Department, 714-738-6122, and Campus Safety, 714-992-7777.

For a major spill involving external radiation hazard to personnel:

- Keep all persons as far away from accident scene as is practical.
- Perform life-saving rescues and emergency first aid, in cases of injuries.

- Avoid spreading contamination.
- Call Campus Safety, 714-992-7777.
- Detain all persons involved with the incident at the scene until they are monitored.

For spills not involving immediate danger to life or property:

- Confine the spill. If liquid, drop absorbent paper over contamination.
- Limit access and traffic.
- Call Campus Safety, 714-992-7777.

When the skin is lacerated by glassware or equipment contaminated with radioactive material, immediately wash the wounded area thoroughly under a stream of cold water.

Ingestion of radioactive materials:

If the person is conscious:

- Call Campus Safety, 714-992-7777.
- Call Poison Control Center, 9-1-800-876-4766.
- Do not give counteragents unless directed by Poison Control Center or a physician.
- Do not follow directions for neutralizing poisons found on the container.

If the person is unconscious, call 911 Fire Department and then Campus Safety, 714-992-7777.

Active Shooter Emergency Plan

Active Shooter: An active shooter is a situation where one or more suspects participate in a random or systematic shooting spree. These situations are dynamic and evolve rapidly. They require immediate response by law enforcement to stop the shooting. The following information may keep you safe during these situations. Individuals should take an active role in their personal safety.

Communications:

Students should:

- You are automatically part of the “Regroup” text messaging system
- Friend FC on Facebook and Twitter
- Note locations of emergency phones near your classes to notify Campus Safety of the emergency

Staff should:

- Know they are part of the District’s “Regroup” system in MyGateway and keep information current
- Note locations of emergency phones near your classes to notify Campus Safety of the emergency

Campus Safety and the PIO can send emergency broadcasts through the college telephone system. Obey any directions from these broadcasts. FC also has an emergency radio system throughout the campus. You may be notified by a building or floor marshal to evacuate or shelter in place (lockdown) during an emergency.

Planning and Preparation:

- Review written materials regarding emergencies.
- Identify escape routes from your work area or classroom. Escape routes will differ for classrooms, theater events, athletic activities or quad.
- Identify possible hiding areas and lockdown areas.
- Identify emergency communications capabilities such as emergency campus phones, classroom phones, cell phones which should have Fullerton PD 714-738-6700 and Campus Safety 714-992-7777 on speed dial; staff should know locations of emergency radios.

Response:

Trapped with shooter in the same room

- There is no way to predict the best course of action in each active shooter situation. Options include hiding and place objects between yourself and the shooter. Try to run out an exit. If you can, run in a zigzag manner as it is harder for the shooter to hit you. As a last resort, attack the shooter with others.

Shelter in place or lockdown

- If you are in an adjoining classroom, office or building, shelter-in-place or lockdown the room. If you cannot lock the room, barricade the door with heavy objects. Silence your cell phone. Turn off the lights. Hide away from the door and windows. Call 911 and notify police. Give police the shooter’s location, description, type of weapon and number of victims.

Run

- If you are near the shooter and can safely run away, do so.
- If there is a location you can hide in with a locked door, do so.

General Safety Concerns:

- Be aware of your surroundings.
- If you see someone acting in a dangerous or threatening manner, notify Campus Safety immediately.

Shelter-In-Place or Lockdown Guidelines

Shelter-In-Place or lockdown is an action taken to increase safety of individuals on campus during an emergency. The action is to stay in a locked area of the building. The emergency may include the following situations:

Active Shooter	Police Action on Campus	Civil Unrest
Severe Weather	Accidental Chemical Spill	Radiological Incident

The notice to Shelter-In-Place or lockdown may be issued by Campus Safety, the PIO or College Administration. The notice may be received by word of mouth, emergency radio system, Cisco Phone system, and text messaging or other means. Respond immediately to a notice of Shelter-In-Place or lockdown.

Active Shooter Situations

- Lock or barricade the door.
- Shut off the lights and move away from windows and doors to interior wall.
- Silence cell phone.
- Dial 911 and tell police location of shooter, suspect information, weapon used and number of victims.
- Notify Campus Safety.
- If police enter room, show them empty hands.

Substance Abuse, Drugs and Alcoholic Beverages

In accordance with Public Law 101-226 “Drug-Free Schools and Communities Act Amendment of 1989,” the Board of Trustees of the North Orange County Community College District prohibits the unlawful possession, use, or distribution of illicit drugs and alcohol by students and employees on Fullerton College property and as part of any Fullerton College sponsored or sanctioned activity. Any student or employee in violation of this policy is subject to disciplinary action up to and including expulsion from Fullerton College, or termination from employment from violations of the standards of conduct. The decision to take disciplinary action in any instance rests with the Board of Trustees after consideration of the recommendations of the Fullerton College President. The possession, use, and sale of alcoholic beverages by anyone on Fullerton College-controlled property, is a misdemeanor as per California Business Code 25608 and a violation of state law and any person found in violation of the NOCCCD Policies Relating to Students. The use, sale, or possession of any illegal drug is in violation of the state law and any person found in violation may be subject to arrest by federal, state, local, or Campus Safety personnel. Criminal prosecution is separate from any administrative discipline that may be imposed by the district. To receive counseling and education for alcohol and substance abuse or sexual abuse contact the Health Center at 714-992-7093 or visit the Health Center website at <http://healthservices.fullcoll.edu>

Sexual Assault Information

All forms of sexual assault and all attempts to commit such acts are regarded as very serious. Response to these acts may range from significant college discipline to criminal prosecution.

Any sexual assault should be reported immediately to the Campus Safety Department and the Fullerton Police Departments. These reports are confidential in nature and the names of students are confidential.

Victims of sexual assault are informed of counseling and referral services through Health Services, 714-992-7093.

To receive information and/or counseling regarding sexual abuse contact:

- Fullerton College Health Center Website: <http://healthservices.fullcoll.edu>
- National Domestic Violence Hotline: 1-800-799-7233.
- A Toll Free Rape Crisis Hotline: 800-656-HOPE.
- GLBT (Gay, Lesbian, Bisexual, Transgender) Hotline: 888-843-4564.
- National Sexual Assault Hotline: 800-656-4673.
- SAVS (Sexual Assault Victims Services) Santa Ana: 714-834-4317.
- GLBT Information/Referrals: 714-534-0862.
- Project Sister: 909-626-4357 (24-hour hotline that provides the victim with a Rape Advocate at Pomona Valley Hospital Medical Center during the police interview and in court).
- National Center for Victims of Crime, Abuse, Domestic Violence and Rape:
 - Information and Referrals: 800-349-2255
 - TTY/TDD: 800-211-7996
- www.cdc.gov/violenceprevention/sexualviolence/index.html
- www.4woman.gov/faq/sexualassault.htm
- www.ojp.gov/nij/topics/crime/rape-sexual-violence/welcome.htm
- Human Options (Shelter): 949-737-5242.
- Interval House (Shelter): 714-891-8121.
- Laura's House (Shelter): 949-361-3775.

Sexual Misconduct, Violence Against Women Act, (VAWA)

Fullerton College is committed to creating and maintaining a community where all individuals who participate in college programs and activities can work together in an atmosphere free of violence, harassment, discrimination, exploitation, or intimidation. Every member of the community should be aware that the college prohibits sexual assault, sexual harassment, domestic violence, dating violence, stalking, and retaliation, and that such behavior violates both law and District policy. The District will respond promptly and effectively to reports of sexual assault, dating violence, domestic violence, stalking and sexual harassment, and will take appropriate action to prevent, to correct and when necessary, to discipline behavior that violates these policies. Suspected violators may also be subjected to arrest and prosecution through the criminal justice system. The rights of the complainant and respondent will be protected. Immediate steps may be taken to protect the complainant pending the outcome of an investigation.

The college is required to comply with the Jeanne Clery Disclosure of Campus Security Policy and Campus Crime Statistics Act 1998 (Clery Act) and the Violence Against Women Act 2013 (VAWA). The Clery Act adds requirements of the college to campus victims of sexual assault, dating violence, domestic violence, stalking and sexual harassment.

Any person who is the target of sexual assault, dating violence, domestic violence, stalking or sexual harassment should immediately consult the Title IX Officer for advice, options, and information. All reports and complaints of sexual assault, dating violence, domestic violence, stalking or sexual harassment, made to any college official or Campus Security Authority must be reported to the Title IX Officer by the person receiving the report, immediately. The Title IX Officer for the District is the Director of Human Resources, 714-808-4818. The campus Title IX Officer is the Dean of Student Services at 714-992-7088.

Victims of sexual assault, dating violence, stalking and domestic violence are encouraged to immediately contact Campus Safety Department 714-992-7777 and Fullerton Police Department 714-738-6700. For victims of crimes, it is critical that the crime is reported immediately to Fullerton Police Department for care, counseling and evidentiary purposes.

Definitions:

Domestic Violence is defined as violence committed against an adult or a minor who is a spouse or former spouse, cohabitant or former cohabitant, or someone with whom the abuser has a child, has an existing dating or engagement relationship, or has had a former dating or engagement relationship.

Dating Violence is defined as violence committed by a person who is or has been in a social relationship of a romantic or intimate nature with the victim.

Stalking is behavior in which a person repeatedly engages in conduct directed at a specific person that would cause a reasonable person to fear of his or her safety, the safety of others or suffers substantial emotional distress.

Sexual Harassment is defined as unwelcome sexual advances, requests for sexual favors and other verbal, nonverbal, or physical conduct of a sexual nature. Sexual harassment is conduct that explicitly or implicitly affects a person's employment or education or interferes with a person's work or educational performance or creates an environment such that a reasonable person would find the conduct intimidating, hostile, or offensive. Sexual harassment under Title IX includes sexual violence (see definition below).

Sexual Assaults

- a. **Rape** is an act of sexual intercourse accomplished against a person's will by means of force, violence, duress, menace or fear. Also, where a person is prevented from resisting by any intoxicating or controlled substances or when a person is unconscious.
- b. **Sexual battery** is unsolicited and unwanted touching of an intimate part (sexual organ, anus, groin, buttocks, and breast of a female) or another person's body. This includes situations where the victim is unable to resist due to alcohol or drug use.
- c. **Forcible sodomy** is oral or anal sexual intercourse with another person, by force or fear, and against their will. Also when the person is incapable of giving consent because of age or mental or physical incapacity.

- d. **Sexual assault** with an object is the use of an object or instrument to unlawfully penetrate, however slight, the genital or anal opening of another person, forcibly and against their will or where the victim is incapable of giving consent because of his/her youth or temporary or permanent mental or physical incapacity.

Consent is the affirmative unambiguous and voluntary agreement to engage in a specific sexual activity during a sexual encounter. Consent cannot be given when a person is *incapacitated*. A person cannot consent if s/he is unconscious or coming in and out of consciousness. A person cannot consent if s/he is under the threat of violence, bodily injury or other forms of coercion. A person cannot consent if his/her understanding of the act is affected by a physical or mental impairment.

Prevention

1. Avoid excessive use of drugs, alcohol and any other substances that interfere with your ability to think clearly and communicate effectively.
2. Be aware of your surroundings! Stay away from isolated areas, day or night.
3. If you are being followed, walk or run to a crowded area as fast as you can. If you are driving, drive to a lighted, populated place, police or fire station.
4. Lock all doors to your car.
5. Communicate with friends/family so they know when to expect you and where you are supposed to be.
6. Campus Escorts are available at all times and especially during evening hours to assure your safety on campus and in parking lots. Call Campus Safety at 714-992-7080 Ext. 0.
7. Emergency phones are located throughout the campus and parking lots for you to access Campus Safety immediately should you need assistance with any emergency occurrence.
8. Personal safety devices like pepper spray and an Alarm Fob can be purchased in the bookstore.
9. Consider Bystander Intervention when safe. Bystander intervention:
 - a. Direct: Step in and address the situation directly. “That’s not cool, please stop.”
 - b. Distract: Distract either person in the situation to intervene.

- c. Delegate: Find others who can help you intervene in the situation.
- d. Delay: Ask them, “Are you ok?” or “Can I help you?”

Title IX Training

All students registering for classes are required to read and acknowledge Title IX information and District policy on harassment, discrimination and sexual assaults. All managers attended mandatory Title IX training. All athletes attended InterACT Troupe focusing on eliminating sexual assaults on campus.

Assistance to Victims

Fullerton College is committed to ensuring that students, employees and visitors are treated with sensitivity, dignity and confidentiality. Victims will be provided with counseling services and resource information to support the victim. Victim’s assistance may include changing academic environment; retake a class without penalty or working situations. Every effort is made to ensure that our educational environment promotes and assists prompt reporting and compassionate support services. This service is provided to both men and women. Counseling services and community references are available at Health Services, (<http://healthservices.fullcoll.edu>). Community resource list is also available on the Campus Safety internet site, (<http://campussafety.fullcoll.edu/>) and at Fullerton Police Department, 714-738-6800. Harassment/Discrimination complaints can be made to the Vice Chancellor of Human Resources, 714-808-4822, the Vice President of Student Services 714-992-7074 and the District Director of Equity and Diversity, 714-808-4830. Complaints can also be made at Department of Fair Employment and Housing, www.dfeh.ca.gov, 800-884-1684.

Discipline Procedures

Students are subject to discipline if they violate Domestic Violence, Dating Violence, Stalking, Sexual Assaults. Consideration will be given to recommendations for protection and no contact orders. The allegations of misconduct shall be investigated in a fair, prompt and impartial manner. Both the accuser and accused are entitled to the same opportunity to have others present during internal discipline proceedings, accompanied by an advisor of their choice. Both the

accuser and accused will receive written notice of the outcome of the discipline hearing, and the appeal process. The burden of proof will be based on the “preponderance of the evidence” standard. District policy on sexual assaults and other sexual misconduct (Administrative Procedure 3540) can be found on the district internet site <http://nocc.edu/Policies/PoliciesAndProcedures.htm>

Weapons Prohibited on Campus

Dangerous objects or explosives upon the grounds is prohibited, unless the person is authorized to possess such a weapon in the course of his or her employment and has been authorized by a District employee to have a knife, or is a duly appointed peace officer, who is engaged in the performance of his or her duties.

Firearms or other weapons shall be prohibited on any college or District center, except for activities conducted under the direction of district officials or as authorized by an official law enforcement agency.

Before taking place, activities involving firearms or other weapons conducted under the direction of District officials or as authorized by and official law enforcement agency shall be reported to the administrator in charge, or the Campus Safety Department.

Any person who believes that he or she may properly possess a firearm or other weapon on campus or in a District center or other facility of the District must promptly notify the administrator in charge, or Campus Safety.

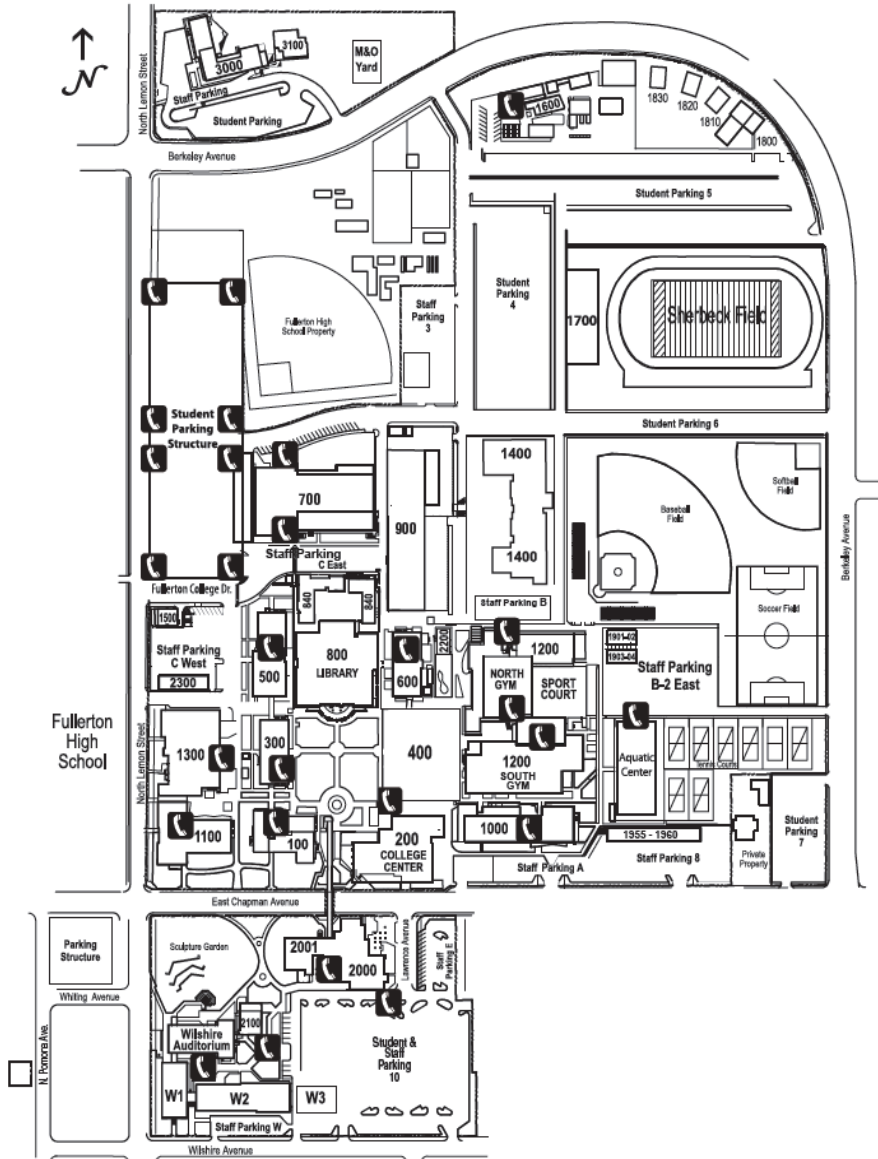
Convicted Sexual Offender Registration Laws

Effective October 28, 2002, Penal Code 290.1 was expanded and requires sexual offenders to register with the local police department (Fullerton Police Department) if the offender is enrolled as a student at Fullerton College; employed by the college, either full-time (includes paid employees or volunteers); or working or carrying on a vocation at the college (e.g. contractors) for more than 14 days or for an aggregate calendar year (including paid workers as well as volunteers). Persons listed above must register with the Fullerton Police Department (FPD) within five working days of commencing enrollment or employment at Fullerton College.

Registrants are also required to notify the FPD within five working days of ceasing to be enrolled or employed, or ceasing to carry on a vocation at the college. Any person seeking information on Registered Sex Offenders who are students and/or working on the Fullerton College Campus may contact the Fullerton Police Department at 714-738-6800.

Fullerton College

EMERGENCY PHONE LOCATIONS



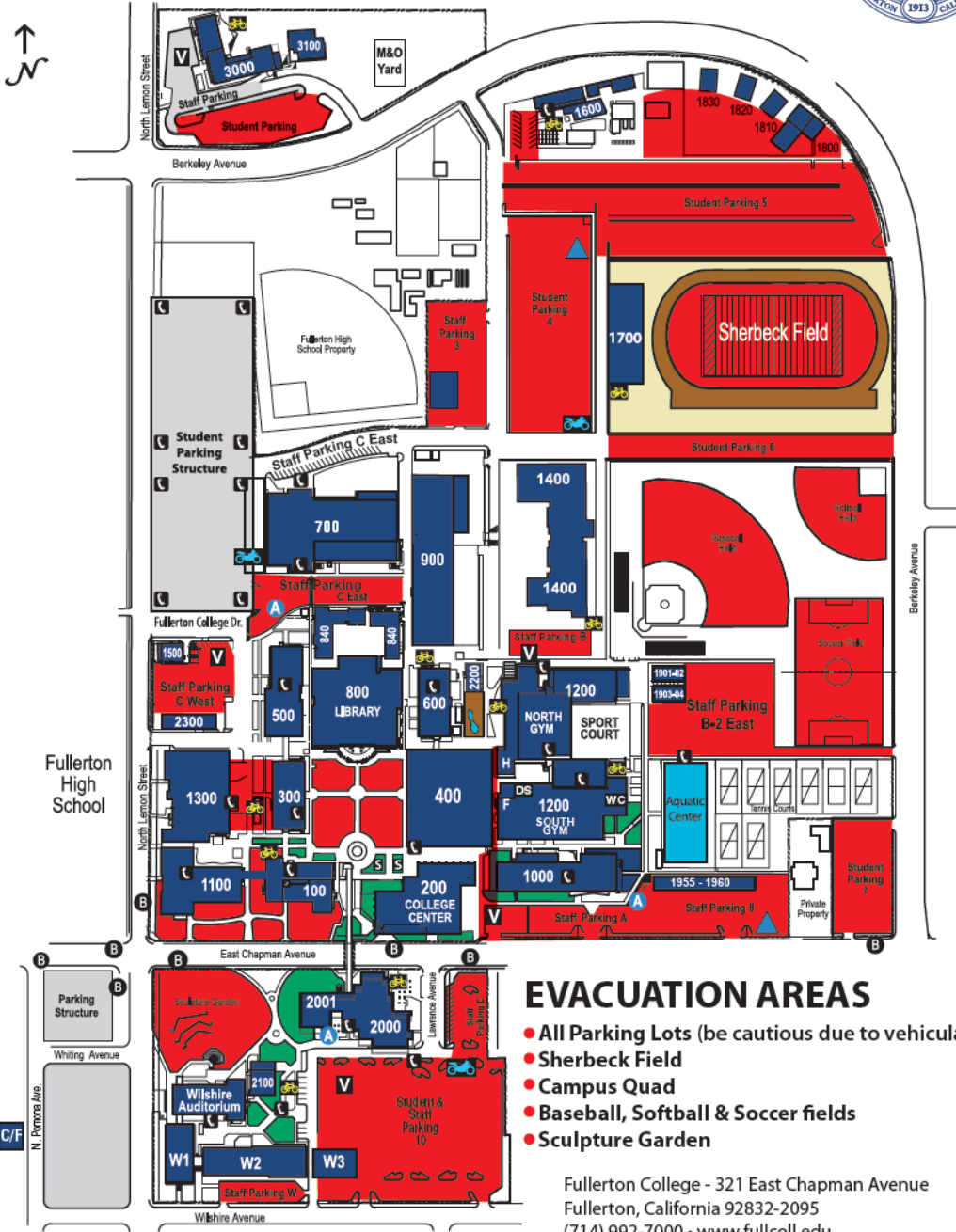
 EMERGENCY PHONE

321 East Chapman Avenue, Fullerton, California 92832-2095 • (714) 992-7000 • www.fullcoll.edu

Updated: FEBRUARY 2015 RG

Fullerton College

EVACUATION AREAS



EVACUATION AREAS

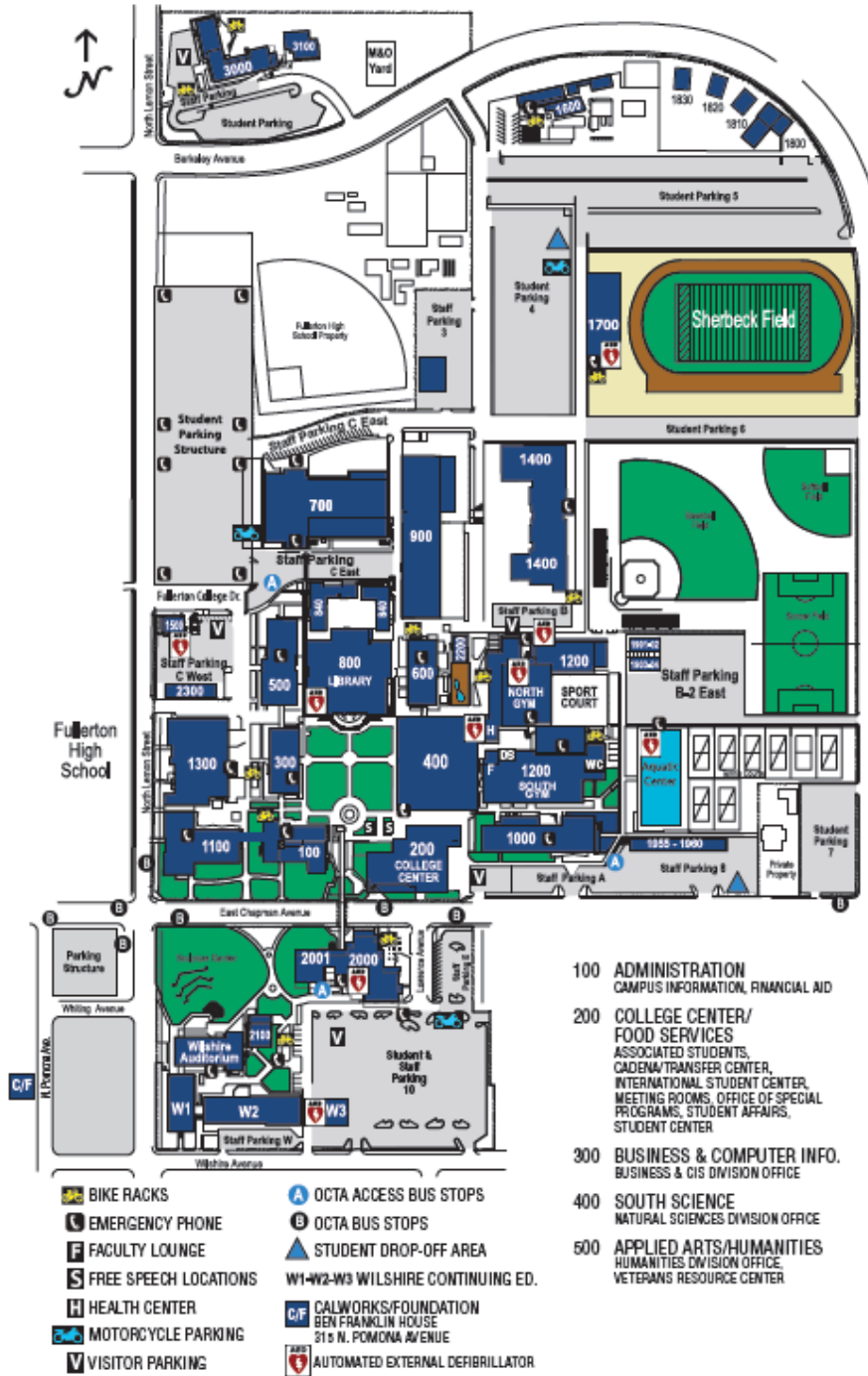
- All Parking Lots (be cautious due to vehicular traffic)
- Sherbeck Field
- Campus Quad
- Baseball, Softball & Soccer fields
- Sculpture Garden

Fullerton College - 321 East Chapman Avenue
 Fullerton, California 92832-2095
 (714) 992-7000 • www.fullcoll.edu

Updated: MARCH 2015 RG

Fullerton College

FALL 2015



**DIRECTIONS FROM FREEWAYS
TO FULLERTON COLLEGE:**
From 57 Fwy: Exit at Chapman Ave.,
West to Lemon St,
From 91 Fwy: Exit at Lemon St.,
North to Chapman Ave.

- 600 NORTH SCIENCE
MATHEMATICS & COMPUTER SCIENCE
DIVISION OFFICE
- 700 TECHNOLOGY & ENGINEERING
TECHNOLOGY & ENGINEERING
DIVISION OFFICE
- 800 LIBRARY-LEARNING RESOURCE
CENTER
ACADEMIC SUPPORT CENTER,
ADAPTIVE COMPUTER LAB, LIBRARY,
MATH LAB, STAFF DEVELOPMENT,
STUDY ABROAD
- 840 DISABILITY SUPPORT SERVICES/
MAILROOM
STINGER'S CAFE
- 900 AUTOMACHINING/PRINTING
- 1000 FINE ARTS/ART GALLERY
- 1100 MUSIC
FINE ARTS DIVISION OFFICE
- 1200 PHYSICAL EDUCATION
DANCE STUDIO,
FACULTY LOUNGE, HEALTH SERVICES,
PHYSICAL EDUCATION DIVISION OFFICE,
WELLNESS CENTER
- 1300 THEATRE ARTS
BOX OFFICE, CAMPUS THEATRE
- 1400 CLASSROOM OFFICE BUILDING
READING LAB, SOCIAL SCIENCES DIVISION
OFFICE
- 1500 CAMPUS SAFETY
- 1600 HORTICULTURE CENTER
- 1700 FIELD HOUSE
- 1800 CHILD DEVELOPMENT/
TEMPORARY CLASSROOMS
1800 TEMPORARY CLASSROOMS
1820-1830 CHILD DEVELOPMENT
- 1900 CLASSROOMS & FOOD BANK
1901 - 1904 CLASSROOMS
1915 FOOD BANK
1916 - 1960 CLASSROOMS
- 2000 STUDENT SERVICES/T.V.
ADMISSIONS & RECORDS, BOOKSTORE,
BURSAR, CAREER & LIFE PLANNING,
COUNSELING, DISTANCE EDUCATION,
EDPS, STUDENT SUPPORT SERVICES
OFFICE, WORKFORCE CENTER
- 2100 SCULPTURE/3D ARTS
- 2200 MICRO COMPUTER LAB
- 2300 MEDIA SERVICES/ACADEMIC
COMPUTING/M&O SHOPS
- 3000 BERKELEY CENTER
ASSESSMENT CENTER, FACILITIES,
MAINTENANCE & OPERATIONS
- 3100 ACADEMIC COMPUTING

- BIKE RACKS
- EMERGENCY PHONE
- FACULTY LOUNGE
- FREE SPEECH LOCATIONS
- HEALTH CENTER
- MOTORCYCLE PARKING
- VISITOR PARKING
- OCTA ACCESS BUS STOPS
- OCTA BUS STOPS
- STUDENT DROP-OFF AREA
- CALWORKS/FOUNDATION
BEN FRANKLIN HOUSE
315 N. POMONA AVENUE
- AUTOMATED EXTERNAL DEFIBRILLATOR
- W1-W2-W3 WILSHIRE CONTINUING ED.

321 East Chapman Avenue, Fullerton, California 92832-2095 • (714) 992-7000 • www.fullcoll.edu

Updated: JULY 2015 RG